



**The Ultimate**  
EVOLUTION Aluminium Bi-Folding Door



Designed &  
Made in the UK



## Designed and manufactured in the UK. Made to last.

The Ultimate Evolution aluminium bi-folding door is different and that's by design.

It offers incredible flexibility. Defined by contemporary and ultra-slim aluminium sightlines, the Ultimate Evolution will span the largest openings, combining core structural integrity, advanced thermal performance and weather sealing.

Available in a wide choice of configurations and colours. We can also work with you to design a door to complement the individual character of your property and how you use it.

But that's not what makes the Ultimate Evolution unique.

It's different because it's built from the ground up and around its hardware, something that guarantees through life performance and effortless operation.

Find out why the Ultimate Evolution is the perfect choice for your next home improvement.





## Highly-engineered and superior build quality: Our hardware first philosophy.

The Ultimate Evolution's exceptional performance is the product of cutting-edge British bi-folding door hardware innovation.

Hardware is the critical element in bi-fold door design, determining not only how secure your new door will be, but also how easy it is to use.


In short, it's hardware, which does the hard work.

We have looked at each and every aspect, the function of every individual hardware component used in the Ultimate Evolution's fabrication. We have designed door rollers, hinges, gears and running tracks from the ground up, to optimise the performance of each.

Manufactured in the UK using the best materials and to the highest standards, it means that the Ultimate Evolution delivers effortless operation, enhanced security, and exceptional weather sealing.

Combined with a slim aluminium profile, the core integrity of our hardware means that we can also offer incredible design flexibility, accommodating heavier individual sash weights and openings of up to 8400mm\*

\*Subject to specific site conditions and wind loads.







**A bi-folding door  
designed around you –  
Bring light and a sense  
of space to your home.**

Door shown: The Ultimate Evolution in Anthracite Grey.



Standard Colours:



Hardware Options:



White      Black      Chrome      Grey      Satin



Shootbolt handles with escutcheon pictured  
Images shown are for illustration purposes only








## Colour: Let your imagination run wild.

With over 200 RAL colours to choose from, plus dual colour options, the Ultimate Evolution door is available in almost any colour combination imaginable on special order.

This means that we can colour-match existing doors and windows so that your new bi-folding doors blend seamlessly with your existing colour scheme.

Alternatively, you can go big and bold with a stand-out statement finish.




## External Woodgrain Foil

Do you have PVC-U windows with woodgrain foil? Are you looking for bi-folding doors to match but want the reliability of an aluminium system?

We provide bi-folding doors with either a Rosewood or Golden Oak Woodgrain Foil effect and they're the perfect complement.



Rosewood Foil  
External on White



Golden Oak Foil  
External on White





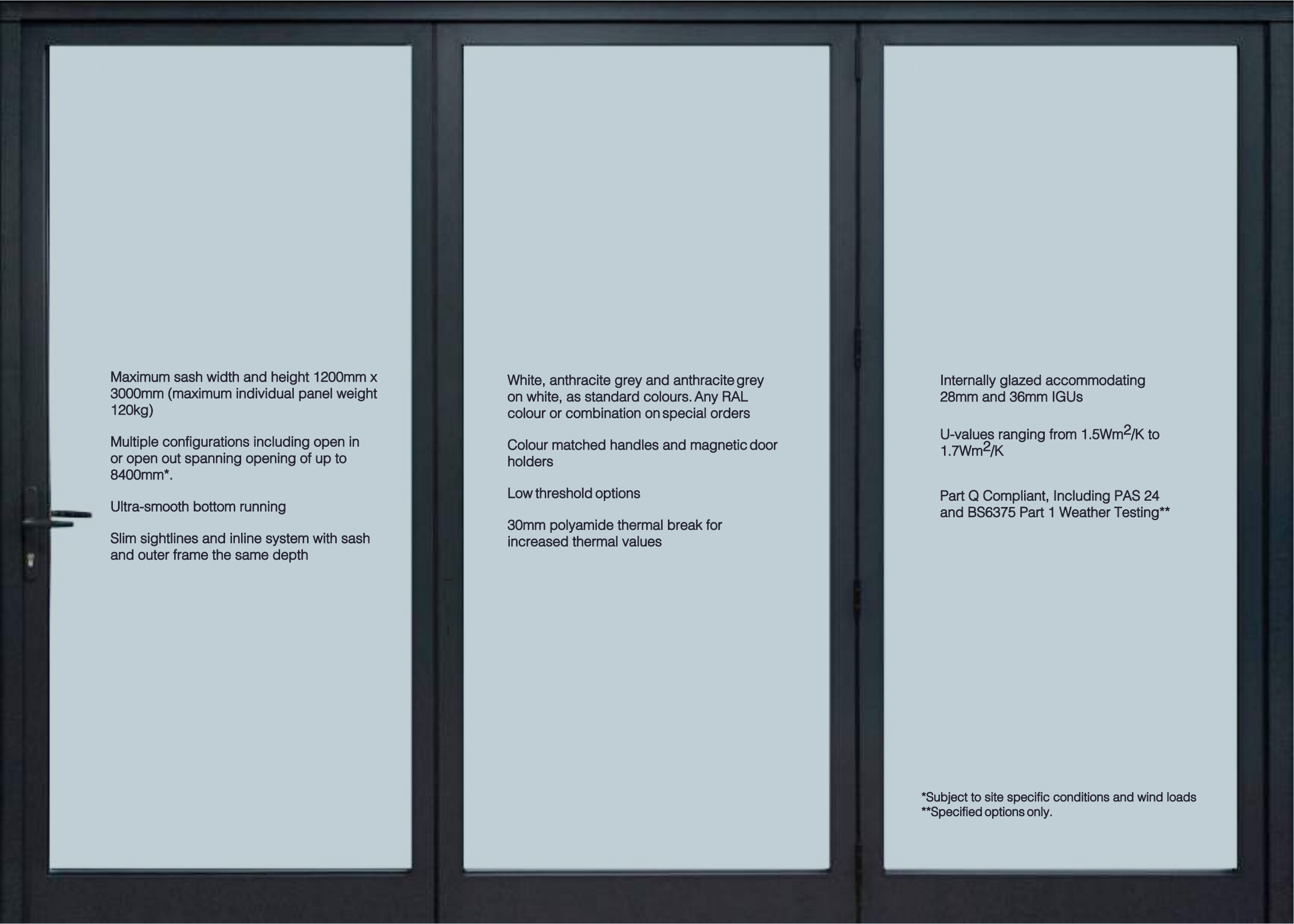


## Connecting your home and garden. **A seamless Connection.**

The Ultimate Evolution provides a seamless connection between your home's indoor and outdoor spaces.

Think lazy summer days and drinks with friends, doors folded neatly to one side, extending the reach of your home to the world beyond.

And for the days when British summer falls short of expectation, the Ultimate Evolution also delivers on practicality, with a choice of open in or open out traffic doors and low threshold option, providing the perfect connection to your garden, all year-round and whatever the weather!



Maximum sash width and height 1200mm x 3000mm (maximum individual panel weight 120kg)

Multiple configurations including open in or open out spanning opening of up to 8400mm\*.

Ultra-smooth bottom running

Slim sightlines and inline system with sash and outer frame the same depth

White, anthracite grey and anthracite grey on white, as standard colours. Any RAL colour or combination on special orders

Colour matched handles and magnetic door holders

Low threshold options

30mm polyamide thermal break for increased thermal values

Internally glazed accommodating 28mm and 36mm IGUs

U-values ranging from 1.5Wm<sup>2</sup>/K to 1.7Wm<sup>2</sup>/K

Part Q Compliant, Including PAS 24 and BS6375 Part 1 Weather Testing\*\*

\*Subject to site specific conditions and wind loads  
\*\*Specified options only.

# The technical low down. A bi-folding door designed to perform.

- Internal & External Master Door Handle Position  
Lever/Lever with cylinder and key
- | Shootbolt Handle Position  
Internal handles without cylinder and key


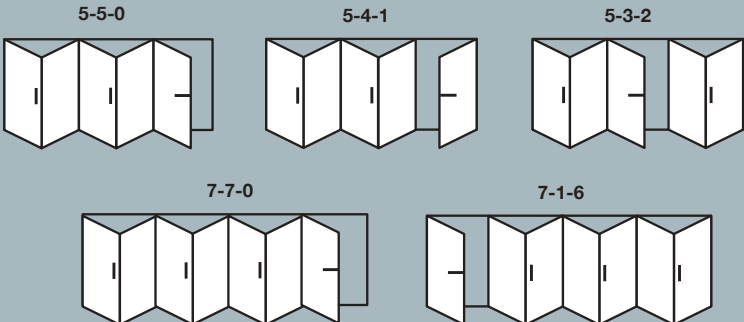
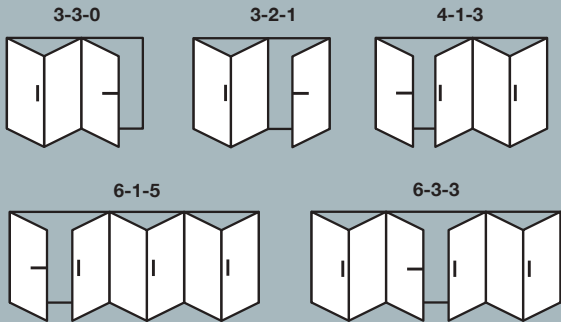
\* No external access as standard for these configurations

Shootbolt handles displayed are internal positioned

Internal locking with cylinder & Internal / External locking with cylinder options available - These options DO NOT comply with Document Q / PAS24

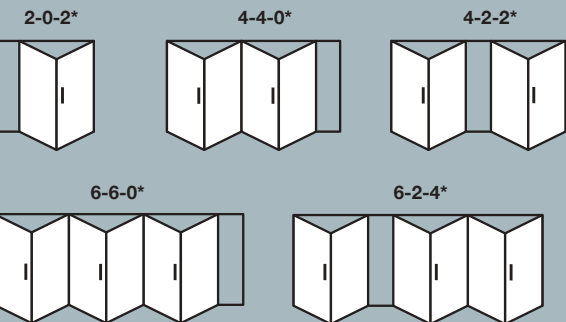
## Externally Viewed

Reverse configurations also available, eg. 3-3-0 and 3-0-3



## Non Document Q / PAS24 Compliant

Reverse configurations also available, eg. 2-0-2 and 2-2-0







## Good to know. Peace of mind, built in.

### 10-Year Guarantee

The Ultimate Evolution is fabricated to the most exacting standards. Designed to deliver exceptional through life performance, it's supplied with a 10-year manufacturer's guarantee built in.

### Security

Featuring multi-point shoot bolt locking mechanisms and the latest anti-tamper, anti-drill door cylinders, the Ultimate Evolution has also been fully tested to and exceeded, PAS24 and Part Q (Security) building regulations.

### Thermal Performance

The Ultimate Evolution system employs the very latest in polyamide thermal technology. This reduces heat loss by creating a thermal barrier between the outside and inside of frames, which combined with the latest energy efficient double and triple glazing delivers u-values (the measure of heat loss) as low as 1.5W/m<sup>2</sup>K, keeping your home warm and cosy.

### Fully Weather Tested

The Ultimate Evolution is Severe Weather Rated including water, wind and air pressure testing. This means that your new Ultimate Evolution bi-folding doors will stand up to the very worst that the Great British Weather throws at them!

### Guaranteed Finish

The Ultimate Evolution is finished in a special marine-grade powder coating. This tough and highly durable polyester finish is guaranteed for 10-years.






# French doors. Elegant and timeless.

Featuring the same ultra slim sightlines as the Ultimate Evolution bi-folding door, the Ultimate French Door offers unparalleled aesthetics, while a wide range of finishes means that you can choose a colour option which perfectly complements your design and individual style.



Master Door - Lever/Lever Handles  
Secondary Door - Internal Shootbolt Handle, without Cylinder



Internal Shootbolt handle without cylinder



# Single aluminium. Entrance doors.

The cutting-edge aluminium system which we use to manufacture the Ultimate Evolution bi-folding door, is also available as a single glazed entrance door. Delivering a contemporary design aesthetic, it also allows you to develop a consistent style throughout your property.



PAS24 and Part Q approved  
Severe weather tested to BS6375-1:2004  
10-year manufacturer's guarantee





#### Precision manufacture

The Ultimate Evolution Doors are manufactured to the strictest quality management system, going far beyond our BSI approved controls, guaranteeing their through life performance.

Images shown are for illustration purposes only.